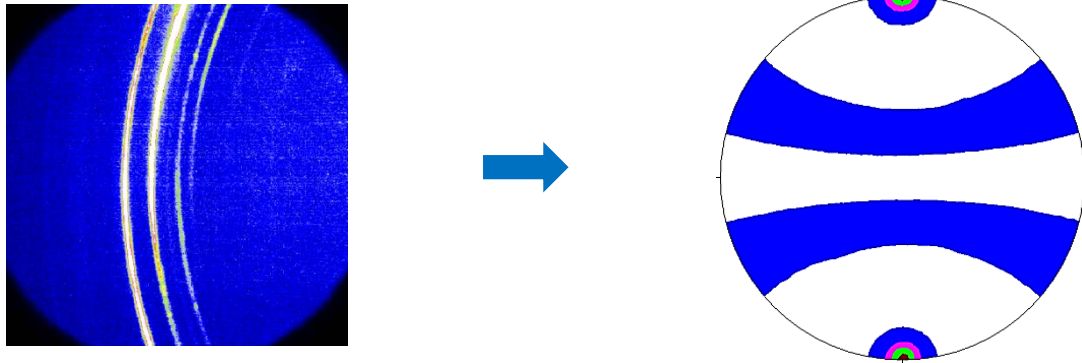


Program of the TEXMAT-CZM Texture School
September 29th 2015

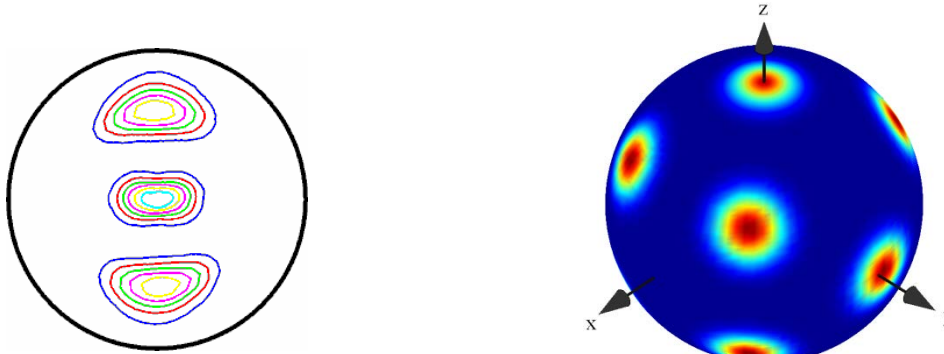
From Area Detector pictures to pole figures



09:00: 09.10	Welcome address
09:10 – 09:45	Lecture: Introduction in crystallographic textures
09:45 – 10:15	Lecture: X-ray Pole figure measurements
10:15– 10:45	Lecture: Neutrons Pole figure measurements
10:45 - 11:00	Coffee break
11:00 – 11:30	Lecture: Synchrotron Pole figure measurements
11:30– 12:00	Lecture: EBSD measurements
12:00– 12:30	Lecture: Principle ways of data treatment (individual peak, Rietveld refinement)
12:30 - 14:00	Lunch break
14:00 – 15:30	Practical: Sabo → Pole figure → ODF-TUC → ODF MTEX
15:30 - 15:45	Coffee break
15:45 – 17:30	Practical: Sabo → Pole figure → ODF-TUC → ODF MTEX

Program of the TEXMAT-CZM Texture School
September 30th 2015

Interpretation of pole figures

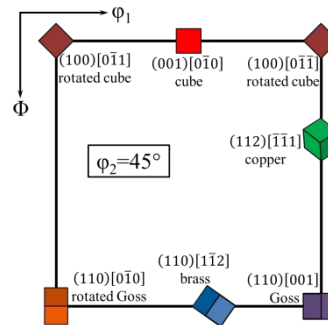
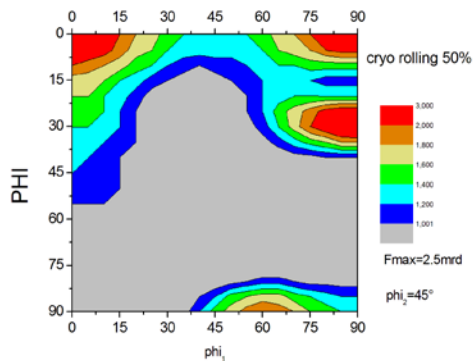


09:00 – 09:45	Lecture: Definition of the pole figure (type of projection, pole figure window, pole figure statistics, number of pole figures, normalisation, RP-values ...)
09:45 – 10:00	Lecture: Introduction in pole figure extraction by STECA - Software
10:00- 10:15	Coffee break
10:15 – 12:00	Practical: STECA→ Pole figure → ODF-TUC → ODF MTEX
12:00 -13:30	Lunch break
13:30 – 14:00	Lecture: Basic information of pole figure
14:00 -14:30	Practical: Interpretation of pole figure symmetry and its meaning
14:30 -15:00	Practical: Ideal components (hkl)<uvw> and ideal fiber textures in cubic and hexagonal materials
15:00-15:15	Coffee break
15:15 – 17:30	Practical: Crystallographic relation between pole figures (cubic, hexagonal)
19:30 -	Social evening

Program of the TEXMAT-CZM Texture School

October 1st 2015

Interpretation of the orientation distribution function



09:00 – 09:45	Lecture: Introduction in the orientation distribution function (ODF)
09:45 – 10:15	Lecture: Basic information's on how to calculate the ODFs
10:15 -10:45	Practical: Interpretation of ODFs (ideal components, orientation bands 'fiber components')
10:15 - 11:00	Coffee break
11:00 – 11:30	Practical: MTEX for ODF calculation
11:30 -12:00	Practical: Anisotropic properties after ODF calculation
12:00 - 13:30	Lunch break
13:30 – 15:00	Lecture Practical: Extraction of pole figure data using MAUD
15:00-15:15	Coffee break
15:15 – 16:30	Lecture Practical: Extraction of pole figure data using MAUD